



7/8" MIN Series Size I Cordsets

2 & 3 Conductor MIN Series Size I Cordsets, 16AWG

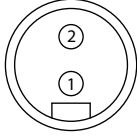
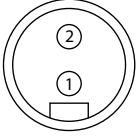
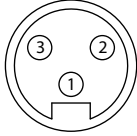



Double Ended Cordsets | 600 Volt, 13 amps | IP67 Rating

A

MIN Series Size I Cordsets



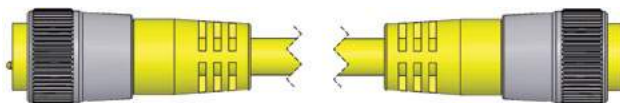
Male Faceview	Part Number	Cables	Features	Color Code	Female Faceview
 7/8"-16UN2	MIN-2MFP-*	Yellow PVC STOOW 2 X 16 AWG 600V, 13A -40°C to +105°C 9.5mm OD	Industry Standard PVC	North American 1. White 2. Black	 7/8"-16UN2
 7/8"-16UN2	MIN-3MFP-* (YELLOW) MIN-3MFP-*-B (BLACK)	PVC STOOW 3 X 16 AWG 600V, 13A -40°C to +105°C 8.5mm OD	Industry Standard PVC	North American 1. Green/Yellow 2. Black 3. White	 7/8"-16UN2
	MINM-3MFP-*	Yellow PVC STOOW With Foil Shield 3 X 16 AWG 600V, 13A -40°C to +105°C 10mm OD	Industry Standard PVC Foil Shield		
	MINP-3MFP-*	Yellow PUR AWM 3 X 16 AWG 600V, 13A -40°C to +80°C 10.1mm OD	Oil and Cutting Fluid Resistant Cut Resistant PUR		
	MINW-3MFP-* (YELLOW) MINW-3MFP-*-B (BLACK)	TPE SEOOW 3 X 16 AWG 600V, 13A -40°C to +80°C 10mm OD	Weld Slag Resistant TPE		

* Lengths in feet. Standard cable lengths are 3, 6, 12, 20, 30 & 50 feet. Consult factory for other lengths.

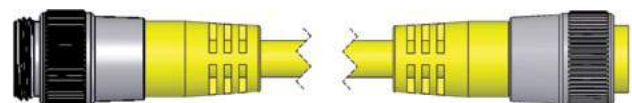
Standard coupling nut is nickel plated brass, for stainless steel coupling nut add a "-SS" suffix. (e.g. MIN-3MFP-3 becomes MIN-3MFP-3-SS)

For male threaded coupling replace "MFP" with "MFPM". (e.g. MIN-3MFP-3 becomes MIN-3MFPM-3)

See Page A-33 for Armored Cordset options.



Male - Female Extension



Male (Male Threads) - Female (Female Threads) Extension